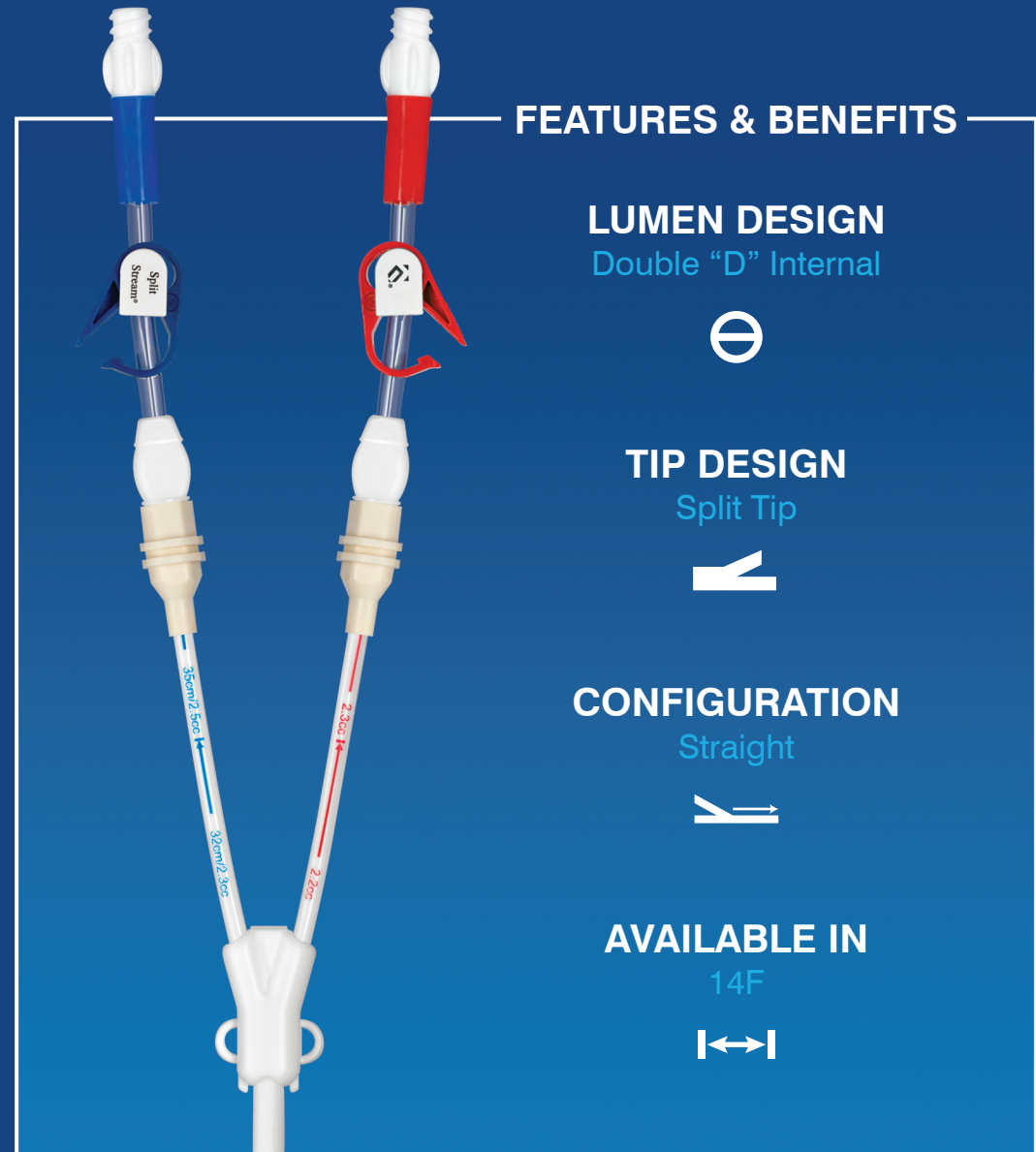


SPLIT STREAM[®]

LONG-TERM HEMODIALYSIS CATHETER



FEATURES & BENEFITS

LUMEN DESIGN

Double "D" Internal



TIP DESIGN

Split Tip



CONFIGURATION

Straight



AVAILABLE IN

14F



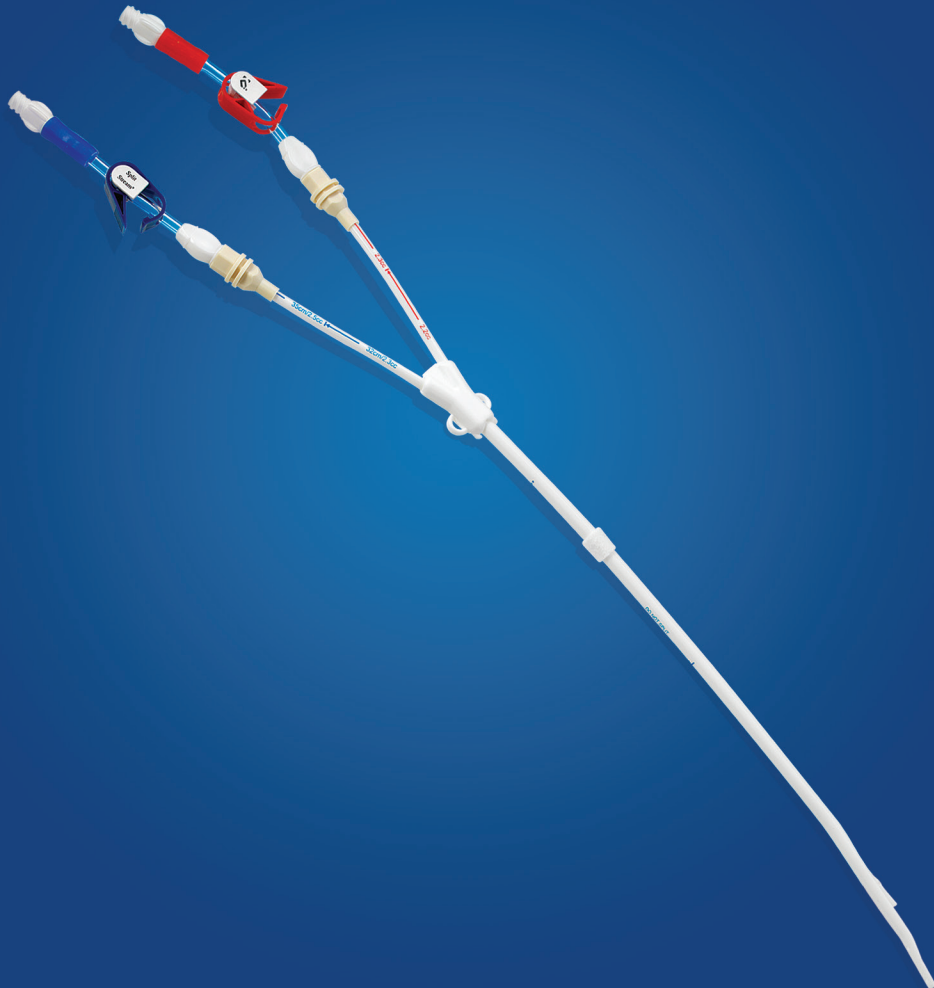
Medical Components, Inc.
1499 Delp Drive, Harleysville, PA 19438, U.S.A.
P: 215.256.4201
www.medcomp.net

ISO13485
Certified Quality System

PN2789US REV. A 4/26

 medCOMP

www.medcomp.net



SPLIT STREAM®


LONG-TERM HEMODIALYSIS CATHETER

14F BASIC SET

SST24	14F X 24CM SPLIT STREAM® CATHETER SET
SST28	14F X 28CM SPLIT STREAM® CATHETER SET
SST32	14F X 32CM SPLIT STREAM® CATHETER SET
SST36	14F X 36CM SPLIT STREAM® CATHETER SET
SST40	14F X 40CM SPLIT STREAM® CATHETER SET

Catheter Set Contents: (1) Catheter (1) Arterial Extension Set (1) Venous Extension Set (1) Removable Hub (1) Introducer Needle (1) Guidewire (1) Valved Peelable Introducer (2) Dilators (5) Clamps (2) Tunnelers (1) Scalpel (2) End Caps (1) Wound Dressing (1) Catheter Securement Device

COMPONENTS



IMPORTANT RISK INFORMATION

Indications for Use: The Medcomp® Split-Stream® is indicated for use in attaining Long-Term vascular access for Hemodialysis and Apheresis. It may be inserted percutaneously and is primarily placed in the internal jugular vein. Alternate insertion sites include the subclavian vein. Catheters greater than 40cm are intended for femoral vein insertion

Contraindications: This catheter is intended for Long-Term vascular access only and should NOT be used for any purpose other than indicated in these instructions. To maintain peak performance of the Split-Stream® extension set, it is recommended that the extension set be replaced every 6 months.

Refer to Instructions for Use provided with the product for complete instructions, warnings, and contraindications. Observe all Instructions for Use prior to using products. Failure to do so may result in patient complications.

For patient information please visit www.medcomp.net/patientinformation